


# Parents' Engagement Admin Slides



<https://go.gov.sg/nls-2026-parents-admin-ppt>

# Parents' Engagement – Admin Briefing

02 January 2026




# What We Will Cover



Parents Gateway





**Parent Gateway**



**FAS**

You will need to use your SingPass to access Parent Gateway and apply for FAS!

## **How to Apply for SingPass?**

Please visit [Singpass](https://singpass.gov.sg) to register for a SingPass and set up the 2-Step Verification (2FA). Should you require further assistance, please contact SingPass Helpdesk at **6643-0555**.


# FAS – WHO QUALIFIES?



Check 1: Citizenship

&

Check 2: INCOME



**Gross Household Income (GHI)**

**$\leq$**

**S\$4,000 / month**

**OR**

**Per Capita Income (PCI)**

**$\leq$**

**S\$1,000 / month**

# FAS – WHAT YOU GET



School & Supplementary Fees are FREE.



Free School Attire.



Transport Subsidies.



Meal Subsidies.

# FAS - HOW TO APPLY?



Apply online via FormSG

<https://go.gov.sg/moe-efasss>



<https://go.gov.sg/moe-efasss>

**SPECIAL  
CASE**

ComCare / Welfare Home / PS/SS  
Sibling FAS Letter

Bring letter to General Office for  
FAS processing

# FAS – HOW TO APPLY?



## STEP 1 Application

Must be done by  
**Legal Guardian**  
using  
**SingPass**



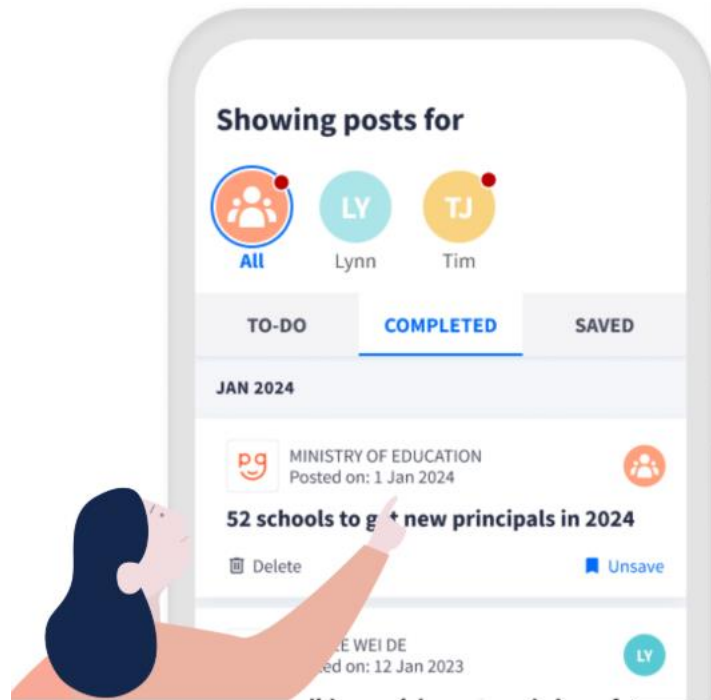
with  
**singpass**

## STEP 2 Processing

Processing time may take up to **10 Working Days (or even 1 month)** after you have successfully submitted the FormSG.  
Application outcome will be made known to you and your child/ward.



# PARENTS GATEWAY (PG)



School will communicate with parents/guardians via PG's **announcements** or **consent forms** throughout your child/ward's academic year in the school.

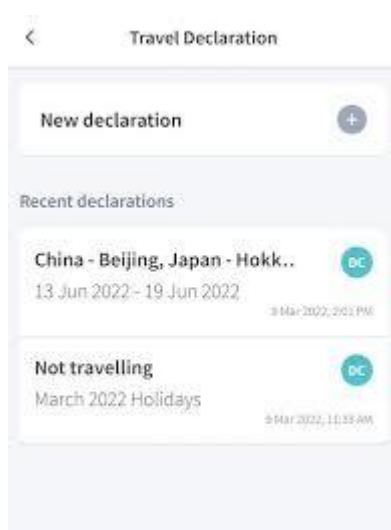
# PG – COMM EXAMPLES



Give consent for school activities



School  
announcements



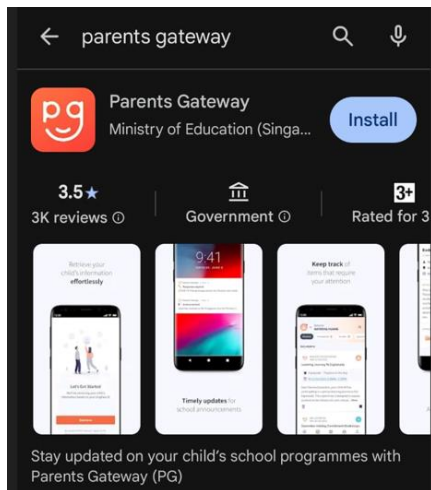
Travel  
declaration  
during  
school  
holidays



Term start letter

*Etc...*

# PG – HOW TO ACCESS?



Download and install the Parents Gateway app from Google Play Store, Apple App Store or Huawei App Gallery.

Enable “Allow Notifications” to receive push notifications.



After installation, start the PG app and tap “Log in with SingPass”.

Proceed to login with your SingPass and you should see your child(ren)’s initial(s) and announcements and/or consent forms posted by the school (if any).

# Thank you!

